

Scaled data based on original data using
LM-79-08 Approved Method: Electrical and Photometric Measurements of Solid-
State Lighting Products

Test Report Prepared for
Cooper Lighting Solutions
(formerly Eaton)

Brand: McGRAW-EDISON

Report Number: P199946

Luminaire Tested: **GWC-AF-02-LED-E1-RW-7030-1200**

Issue Date: 3/3/2020

Test Information

Test Method: LM-79-08
Report Number: P199946
TEST IS SCALED FROM IESNA LM-79-08 TEST DATA (P24166)
Test Lab: INNOVATION CENTER P2
Issue Date: 3/3/2020
Manufacturer: COOPER LIGHTING SOLUTIONS (FORMERLY EATON)
Product Line: MCGRAW-EDISON
Catalog Number: GWC-AF-02-LED-E1-RW-7030-1200
Description: GALLEON WALL LUMINAIRE
(2) 70 CRI, 3000K, 1200mA LIGHTSQUARES WITH 16 LEDS EACH AND RECTANGULAR WIDE OPTICS
Light Source: -
Ballast/Driver: ELECTRONIC DRIVER

Summary

Lumens per Lamp: N/A
Luminaire Lumens: 13472.8 lumens
Efficiency: N/A
Efficacy: 104.4 lumens/watt
Luminous Opening: Rectangular (W 1' x L: 0.5' x H: 0')
IES Classification: Type II - Medium - Full Cutoff
BUG Rating: B3 - U0 - G3

Input Watts (W): 129
Input Voltage (V): NR
Input Current (Ain): NR
Voltage Rise (V): NR
Power Factor: NR
Total Harmonic Distortion (THDi): NR
Frequency (hertz): 60
Stabilization Time: NR
Operation Time: NR
Ambient Temperature (°C): NR
Test Distance: 25 FT

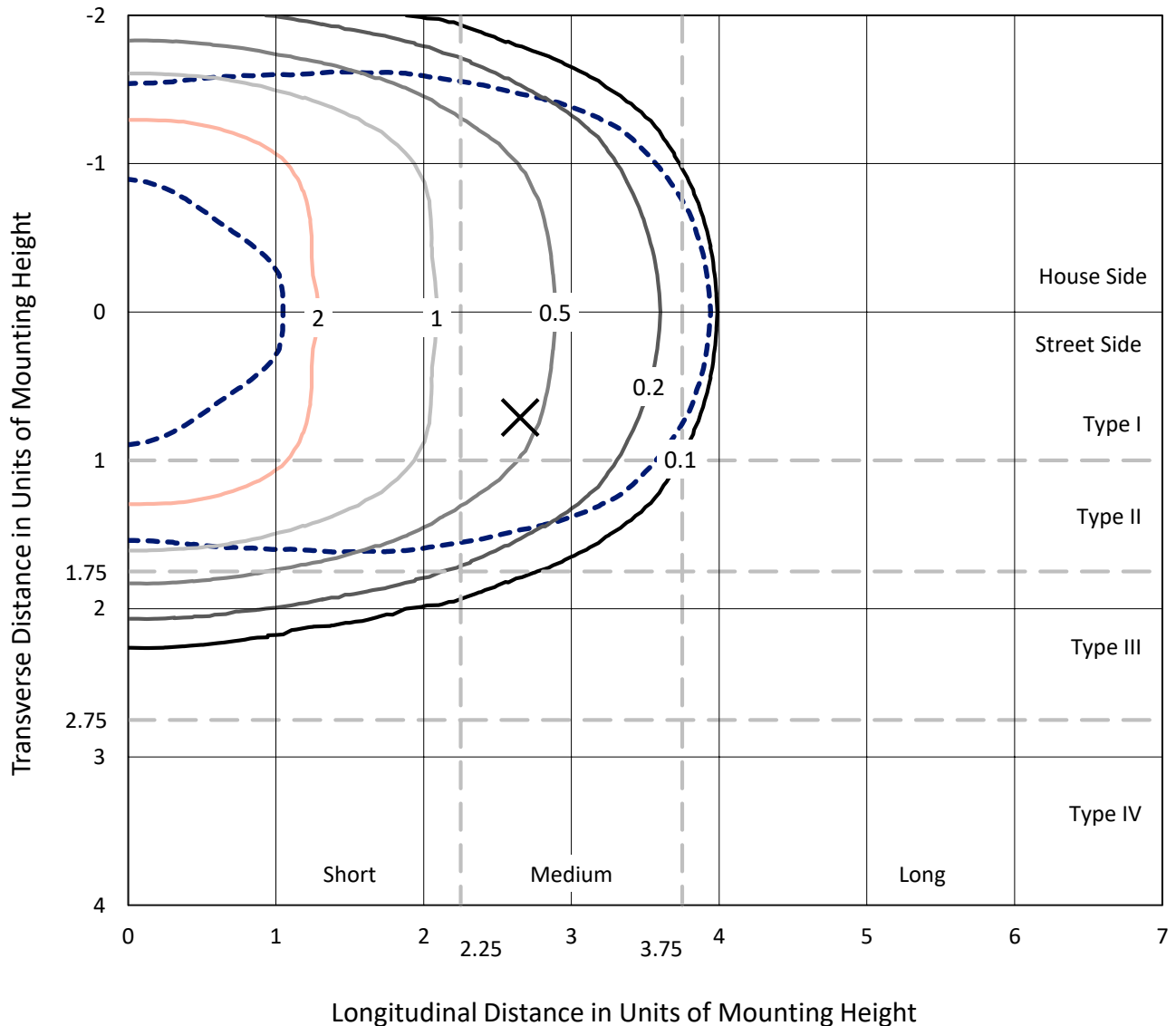


REPORT NUMBER: P199946

CATALOG NUMBER: GWC-AF-02-LED-E1-RW-7030-1200

Iso-Footcandle Lines of Horizontal Illumination

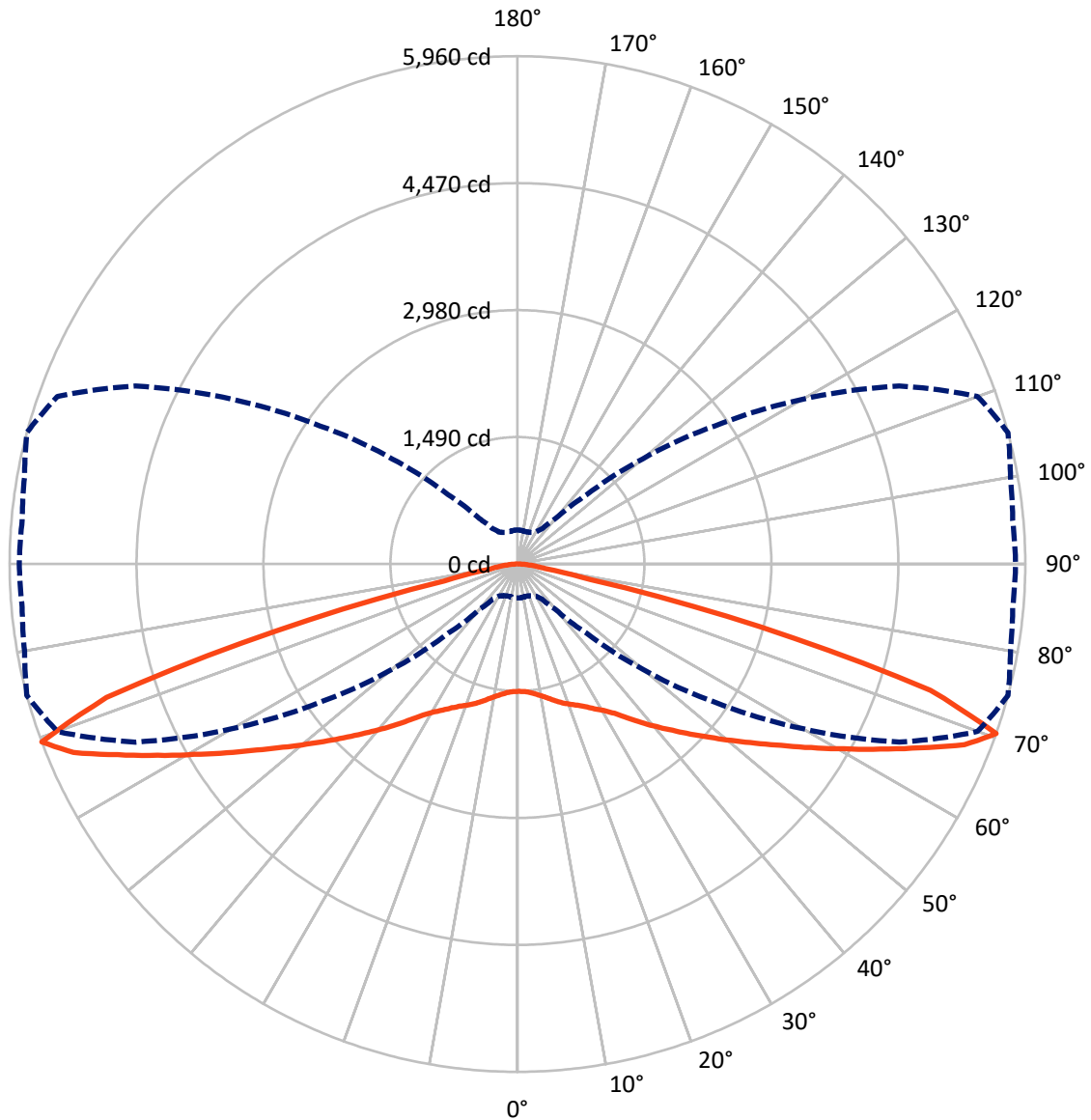
× Max cd
 - - - 1/2 Max cd



Based on 20 foot mounting height. Maximum calculated value = 3.8 fc
 Type II - Medium - Full Cutoff

REPORT NUMBER: P199946
CATALOG NUMBER: GWC-AF-02-LED-E1-RW-7030-1200

Luminous Intensity Polar Plot



— Vertical Plane Through 75-Deg Lateral - - - Horizontal Cone Through 70-Deg Vertical

REPORT NUMBER: P199946

CATALOG NUMBER: GWC-AF-02-LED-E1-RW-7030-1200

FLUX DISTRIBUTION:

		Downward	Upward	Total
House Side	Lumens	6736.4	0.0	6736.4
	% Fixture	50.0	0.0	50.0
Street Side	Lumens	6736.4	0.0	6736.4
	% Fixture	50.0	0.0	50.0
Total	Lumens	13472.8	0.0	13472.8
	% Fixture	100.0	0.0	100.0

Coefficient of Utilization

ZONAL LUMENS:

Zone	Lumens	% Fixture
0°-10°	143.3	1.1
10°-20°	445.3	3.3
20°-30°	838.2	6.2
30°-40°	1484.3	11.0
40°-50°	2482.2	18.4
50°-60°	3459.0	25.7
60°-70°	3207.7	23.8
70°-80°	1278.4	9.5
80°-90°	134.4	1.0
90°-100°	0.0	0.0
100°-110°	0.0	0.0
110°-120°	0.0	0.0
120°-130°	0.0	0.0
130°-140°	0.0	0.0
140°-150°	0.0	0.0
150°-160°	0.0	0.0
160°-170°	0.0	0.0
170°-180°	0.0	0.0
0°-90°	13472.8	100.0
0°-180°	13472.8	100.0



REPORT NUMBER: P199946

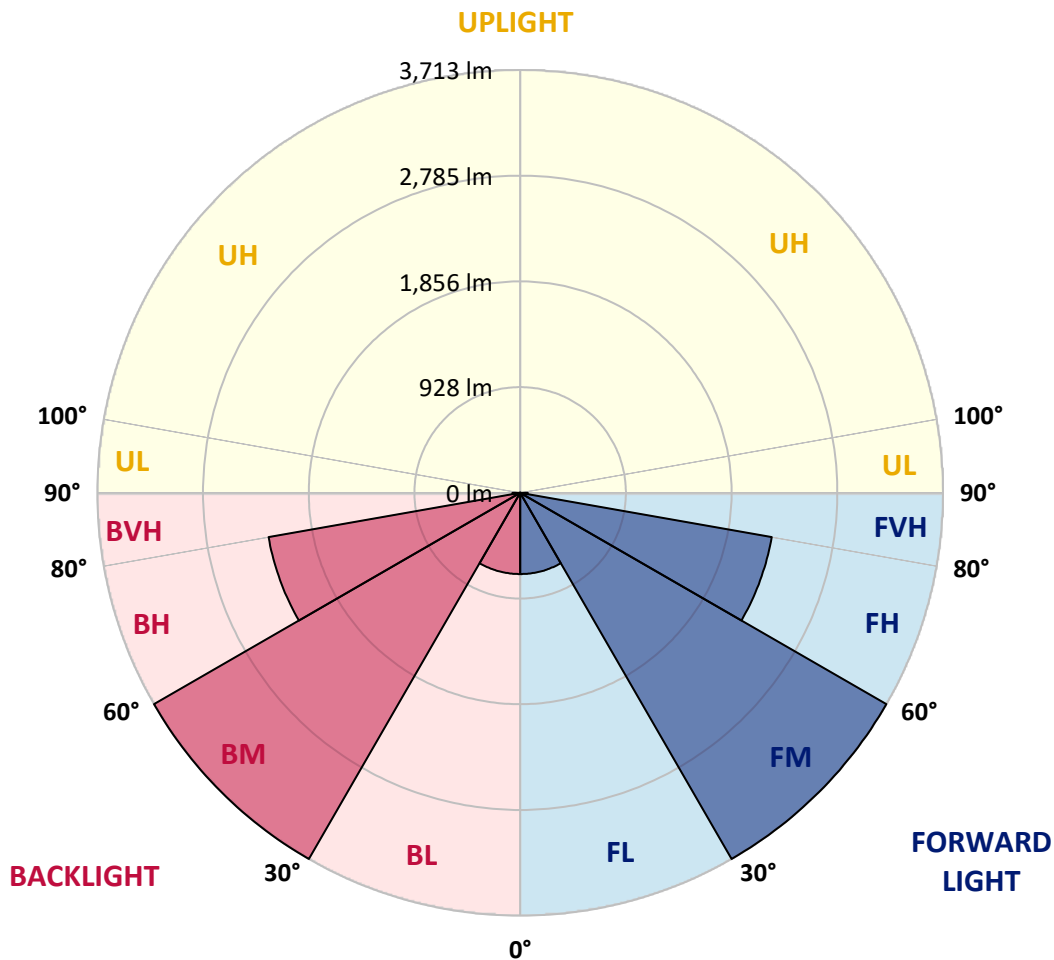
CATALOG NUMBER: GWC-AF-02-LED-E1-RW-7030-1200

LUMINAIRE CLASSIFICATION SYSTEM LUMEN TABLE AND BUG RATING:

Zone		Lumens	% Fixture	Zone Rating/Lumen Limit		
				B	U	G
FL	(0°-30°)	713.4	5.3			
FM	(30°-60°)	3712.8	27.6			
FH	(60°-80°)	2243.0	16.6			G2/5000
FVH	(80°-90°)	67.2	0.5			G1/100
BL	(0°-30°)	713.4	5.3	B2/1000		
BM	(30°-60°)	3712.8	27.6	B3/5000		
BH	(60°-80°)	2243.0	16.6	B3/2500		G3/2500
BVH	(80°-90°)	67.2	0.5			G1/100
UL	(90°-100°)	0.0	0.0		U0/0	
UH	(100°-180°)	0.0	0.0		U0/0	

BUG Rating: B3-U0-G3

Type II Medium





REPORT NUMBER: P199946

CATALOG NUMBER: GWC-AF-02-LED-E1-RW-7030-1200

CANDELA DISTRIBUTION (FULL):

	0°	5°	10°	15°	20°	25°	30°	35°	40°	45°	50°
0°	1494.4	1494.4	1494.4	1494.4	1494.4	1494.4	1494.4	1494.4	1494.4	1494.4	1494.4
2.5°	1491.9	1490.7	1491.9	1491.3	1492.5	1492.5	1493.8	1496.3	1496.3	1498.3	1497.6
5°	1477.3	1476.6	1478.5	1480.5	1482.3	1486.2	1490.0	1495.8	1500.1	1503.4	1506.5
7.5°	1448.6	1448.6	1451.2	1455.6	1460.0	1468.3	1477.3	1488.7	1500.1	1509.8	1518.0
10°	1425.1	1426.3	1429.5	1437.1	1444.7	1457.5	1469.6	1486.2	1502.1	1518.0	1530.7
12.5°	1411.1	1412.9	1418.6	1430.1	1442.9	1460.0	1478.5	1499.6	1517.4	1536.5	1549.2
15°	1415.5	1416.8	1425.1	1439.1	1455.6	1477.3	1502.1	1526.9	1547.8	1568.3	1585.5
17.5°	1440.4	1442.2	1451.7	1467.7	1485.0	1510.4	1537.1	1565.1	1591.3	1614.2	1635.2
20°	1485.0	1486.8	1498.9	1516.1	1536.5	1562.6	1589.2	1618.5	1647.8	1672.1	1695.7
22.5°	1547.8	1551.2	1562.6	1579.8	1602.8	1630.7	1662.6	1693.7	1721.7	1744.0	1765.1
25°	1630.7	1637.7	1648.5	1667.7	1691.9	1717.3	1751.7	1783.5	1810.3	1831.3	1846.6
27.5°	1747.8	1757.4	1765.7	1784.2	1807.7	1832.0	1866.2	1894.3	1919.8	1940.1	1951.6
30°	1903.2	1912.8	1921.1	1939.0	1960.5	1983.5	2016.0	2040.8	2056.7	2072.6	2072.0
32.5°	2091.7	2101.9	2105.1	2124.2	2146.5	2171.3	2200.6	2214.5	2227.4	2229.2	2217.8
35°	2302.4	2307.5	2320.3	2345.8	2371.3	2391.5	2419.6	2426.6	2426.6	2417.2	2391.5
37.5°	2533.6	2536.8	2554.6	2583.3	2609.4	2630.4	2649.5	2663.5	2656.5	2636.1	2593.5
40°	2786.9	2792.7	2818.3	2843.7	2873.0	2892.7	2913.1	2915.7	2908.7	2878.8	2820.7
42.5°	3029.0	3034.1	3059.6	3099.6	3137.9	3165.2	3184.4	3188.1	3165.9	3138.5	3066.6
45°	3237.3	3250.6	3283.7	3330.8	3386.2	3425.1	3451.2	3462.0	3442.2	3406.6	3323.2
47.5°	3402.2	3415.6	3462.7	3518.7	3587.4	3650.5	3693.7	3716.7	3711.6	3684.9	3593.7
50°	3523.1	3535.8	3586.8	3655.6	3735.8	3814.1	3888.0	3942.7	3961.8	3949.7	3866.3
52.5°	3537.2	3558.1	3618.0	3710.3	3814.8	3921.8	4026.7	4119.7	4182.8	4192.4	4130.5
55°	3341.7	3362.7	3445.4	3582.3	3737.6	3912.1	4080.3	4236.8	4361.1	4424.8	4392.2
57.5°	2880.6	2918.2	3005.4	3165.9	3394.4	3655.6	3923.6	4201.9	4454.7	4623.5	4655.9
60°	2207.6	2252.2	2340.0	2510.7	2765.4	3076.7	3434.6	3845.9	4292.4	4671.8	4898.5
62.5°	1416.1	1458.2	1550.5	1698.9	1906.5	2243.8	2627.9	3116.2	3716.0	4315.2	4855.2
65°	727.7	750.7	799.1	889.0	1050.6	1302.8	1647.3	2134.4	2820.2	3559.4	4340.1
67.5°	461.0	465.5	476.3	489.1	530.5	617.7	778.2	1081.8	1646.0	2417.2	3330.8
70°	398.6	398.6	393.6	391.5	396.7	408.7	433.6	504.3	694.7	1147.4	1921.1
72.5°	364.8	361.0	352.2	345.2	343.8	343.8	349.0	359.8	390.3	467.4	752.0
75°	336.2	325.4	313.2	305.1	301.8	298.6	297.9	299.9	306.3	318.4	359.1
77.5°	301.2	287.2	273.1	264.9	261.0	256.6	252.8	248.3	245.2	249.0	266.8
80°	259.2	243.2	232.4	227.4	223.6	217.1	208.9	201.2	194.2	193.0	203.8
82.5°	208.9	190.4	190.9	193.0	186.0	177.0	168.2	159.8	147.7	141.4	147.7
85°	168.7	159.2	154.7	166.8	156.7	143.2	129.3	114.6	95.5	80.2	87.2
87.5°	65.5	65.5	98.0	150.9	135.6	110.8	94.8	80.9	50.3	38.8	39.5
90°	0.0	0.0	0.0	0.0	0.0	0.0	0.0	0.0	0.0	0.0	0.0



REPORT NUMBER: P199946

CATALOG NUMBER: GWC-AF-02-LED-E1-RW-7030-1200

CANDELA DISTRIBUTION (continued):

	55°	60°	65°	70°	75°	80°	85°	90°
0°	1494.4	1494.4	1494.4	1494.4	1494.4	1494.4	1494.4	1494.4
2.5°	1497.0	1498.3	1497.6	1497.0	1497.0	1496.3	1497.0	1497.0
5°	1508.5	1511.6	1511.6	1512.9	1512.9	1513.6	1514.3	1513.6
7.5°	1525.7	1531.4	1535.2	1539.7	1540.3	1540.9	1542.2	1540.9
10°	1542.8	1554.3	1562.6	1570.8	1574.7	1575.9	1577.2	1577.2
12.5°	1564.5	1580.4	1595.0	1609.7	1616.7	1620.6	1620.6	1623.0
15°	1600.1	1616.1	1633.2	1653.0	1665.1	1671.4	1673.5	1673.5
17.5°	1650.5	1664.4	1679.1	1698.2	1713.5	1721.7	1723.7	1723.0
20°	1709.1	1722.4	1730.6	1742.8	1756.2	1765.7	1768.3	1768.3
22.5°	1775.9	1783.5	1784.7	1788.6	1799.4	1812.2	1817.8	1819.1
25°	1849.8	1851.6	1846.6	1846.6	1853.6	1865.7	1871.4	1872.0
27.5°	1945.3	1935.7	1923.0	1918.5	1923.0	1936.9	1943.9	1946.6
30°	2064.4	2041.4	2012.1	1996.1	1993.7	2012.1	2024.9	2026.8
32.5°	2200.6	2167.4	2128.6	2096.1	2088.0	2099.3	2114.6	2113.9
35°	2362.3	2322.9	2275.8	2234.4	2215.2	2226.7	2248.3	2250.8
37.5°	2548.9	2497.3	2443.1	2391.0	2361.1	2364.3	2387.2	2394.9
40°	2757.1	2690.3	2622.1	2552.1	2509.4	2501.2	2529.2	2533.6
42.5°	2979.9	2894.1	2808.1	2721.4	2666.7	2653.9	2686.4	2684.5
45°	3217.4	3108.0	3007.4	2911.9	2846.9	2827.7	2854.5	2854.5
47.5°	3472.8	3337.9	3218.1	3109.8	3039.1	3011.8	3037.3	3039.1
50°	3743.4	3600.2	3459.4	3339.1	3254.4	3219.5	3252.5	3257.6
52.5°	4012.8	3873.3	3731.3	3593.7	3491.3	3448.7	3486.8	3503.4
55°	4285.9	4149.0	4013.4	3879.0	3757.4	3707.1	3747.9	3768.9
57.5°	4574.3	4447.6	4318.4	4182.8	4065.6	3987.3	4030.6	4058.7
60°	4912.6	4804.2	4669.8	4520.3	4401.8	4322.2	4347.1	4371.9
62.5°	5180.0	5221.9	5108.0	4934.8	4782.6	4680.6	4704.9	4731.0
65°	5050.6	5481.7	5583.0	5407.9	5197.1	5038.6	5028.3	5041.8
67.5°	4221.7	5058.9	5669.6	5836.4	5660.0	5439.7	5398.9	5418.7
70°	2824.0	3867.0	4944.3	5746.6	5960.0	5874.7	5834.6	5846.6
72.5°	1356.2	2252.2	3354.4	4420.9	5070.4	5368.5	5463.9	5510.4
75°	496.0	894.0	1616.7	2436.2	2941.2	3404.6	3707.1	3830.6
77.5°	299.3	361.0	516.4	777.5	880.6	985.7	945.0	965.3
80°	221.6	250.2	283.3	318.4	329.9	329.9	317.1	306.9
82.5°	155.3	173.8	189.8	208.9	213.9	204.5	168.2	133.8
85°	100.0	108.2	115.3	127.4	124.1	118.4	79.5	70.7
87.5°	45.9	52.2	54.7	60.5	57.9	55.4	39.5	33.1
90°	0.0	0.0	0.0	0.0	0.0	0.0	0.0	0.0

(END OF REPORT)